

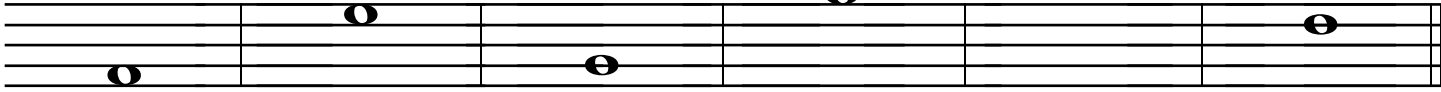
# TEST PAPER

## FIRST GRADE MUSICIANSHIP

<b>Question 1</b>	<b>PITCH</b>	<b>Total Marks 17</b>
-------------------	--------------	-----------------------

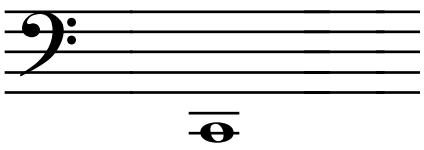


A. Add a clef to make these letter names correct

6

(i)	(ii)	(iii)	(iv)	(v)	(vi)
					
A	E	B	G	E	D

B. Name these notes:


3

(i)	(ii)	(iii)
		
.....	.....	.....

C. Write these notes above the staff using leger lines:


8

(i)




C sharp

(ii)




A natural

(iii)



B flat

(iv)



E sharp

A. Write this clef and key signature

1




D major  
Bass clef

B. Write the scale of D harmonic minor

5

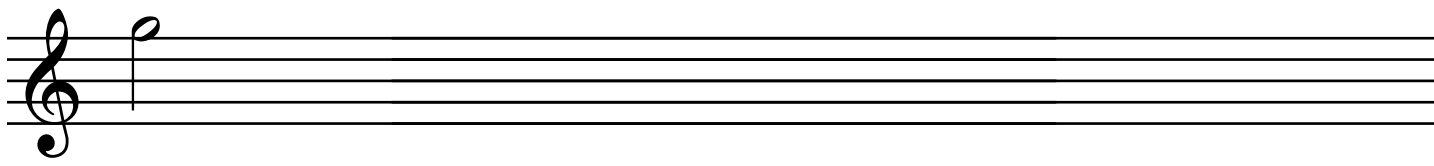
- use accidentals - not the key signature
- use crotchets
- write one octave going up
- mark each tone with a slur
- complete the scale with a double bar line



C. Write the scale of G major

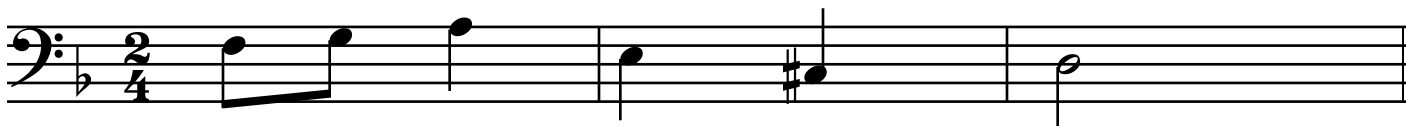
2

- using a key signature
- for one octave going down
- start on the given note
- mark each semitone with a slur
- complete the scale with a double bar line



D. Write the scale degree numbers (or tonic sol fa names) under the notes of this melody

6



.....

**Question 3**

**INTERVALS**

**Total Marks 8**

A. Name these intervals by number only

4

(i) (ii) (iii) (iv)

-----

B. Write these intervals above the given notes

4

(i) (ii) (iii) (iv)

7th 3rd 2nd 3rd

**Question 4**

**CHORDS**

**Total Marks 10**

A. Write these tonic triads with key signatures

10

(i) (ii) (iii) (iv) (v)

D major D minor A minor F major C major

**Question 5**

**TIME AND RHYTHM**

**Total Marks 20**

A. Put an upright line in front of each accented word or syllable in this line of poetry

4

I thought I saw a pussycat

B. Write the correct time signatures for these bars

3

(i)



(ii)



(iii)



C. Complete these bars using a rest or rests

8

(i)



(ii)



(iii)



(iv)



D. Add bar lines to this melody

4



**Question 6** **FOLK SONGS** **Total Marks 9**

A.. Name the folk song that starts this way


1



Answer: .....

B. Write the folk song 'Sur le Pont'. Include words and phrasing

8




**Question 7**

**TRANSPOSITION**

**Total Marks 10**

A. Write this melody one octave lower using bass clef

10



Blank musical staves for writing the transposed melody.

**Question 8**

**TERMS AND SIGNS**

**Total Marks 10**

A. Give the English meaning of the following terms

5

- i) allegretto .....
- ii) diminuendo .....
- iii) mezzo piano .....
- iv) andante .....
- v) staccato .....

B. Study the melody below, then answer the questions

5



- i) Add an Italian word to show the melody is to be played lively & fast. ....
- ii) Does the melody get louder or softer? .....
- iii) Add a sign to show the notes in bar 3 should be played smoothly. ....
- iv) Are there any ties in this melody? .....
- v) Give the meaning of the Italian abbreviation in bar 3 .....