

BLITZ!

How To ~~Pass~~

Signs and Italian Terms


AMEB Theory Grades 1-4

Grade 1 Theory



These are the Italian terms to learn for Grade 1.

<i>Adagio</i>	-	slowly
<i>Andante</i>	-	at an easy walking pace
<i>Moderato</i>	-	at a moderate speed
<i>Allegro</i>	-	lively and fast
<i>Presto</i>	-	very fast
<i>Accelerando (accel.)</i>	-	gradually becoming faster
<i>Rallentando (rall.)</i>	-	gradually becoming slower
<i>Ritardando (rit. / ritard.)</i>	-	gradually becoming slower
<i>Ritenuto (riten.)</i>	-	immediately slower
<i>A tempo</i>	-	return to former speed
<i>Crescendo (cresc.)</i>	-	gradually becoming louder
<i>Decrescendo (descresc.)</i>	-	gradually becoming softer
<i>Diminuendo (dim.)</i>	-	gradually becoming softer
<i>Forte (f)</i>	-	loud
<i>Piano (p)</i>	-	soft
<i>Legato</i>	-	smooth, well connected
<i>Staccato</i>	-	short and detached



Grade 1 Theory




Sign	Name	Meaning
	Crescendo	Gradually becoming louder
	Decrescendo/diminuendo	Gradually becoming softer
	Staccato	Short and detached
<i>f</i>	Forte	Loud (<i>'f'</i> always written lower case)
<i>p</i>	Piano	Soft (<i>'p'</i> always written lower case)
	Slur or phrase mark	Play smoothly (can be over two or more notes)
	Tie	Play the first note and hold for value of both
	Bar line	Divides music into equal sections according to time signature
	Double bar line	Indicates the end of a piece or important section

Grade 2 Theory






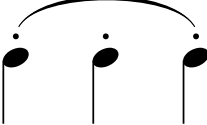



There are quite a few new Italian terms to learn in Grade 2. You need to know these **in addition to** the Grade 1 terms.

<i>Allargando</i>	-	becoming broader
<i>Meno mosso</i>	-	slower (less speed)
<i>Piu mosso</i>	-	quicker (more speed)
<i>Allegretto</i>	-	moderately fast
<i>Largo</i>	-	broadly
<i>Lento</i>	-	slowly
<i>Vivace</i>	-	lively and spirited
<i>Vivo</i>	-	lively and spirited
<i>Fortissimo (ff)</i>	-	very loud
<i>Pianissimo (pp)</i>	-	very soft
<i>Mezzo piano (mp)</i>	-	moderately soft
<i>Mezzo forte (mf)</i>	-	moderately loud
<i>Cantabile</i>	-	in a singing style
<i>Da Capo al fine</i> <i>(D.C. al fine)</i>	-	from the beginning until the word 'fine'
<i>Dal Segno (D.S.)</i>	-	from the sign
<i>Maestoso</i>	-	majestic
<i>Mezzo staccato</i>	-	moderately short and detached
<i>Leggiero</i>	-	lightly
<i>Molto</i>	-	very
<i>Poco</i>	-	a little
<i>Senza</i>	-	without
<i>Sempre</i>	-	always
<i>Sostenuto</i>	-	sustained



Grade 2 Theory




Sign	Name of sign	Meaning of Sign
	Pause or 'fermata' (always placed above the note)	Hold for longer than written value
	Accent	Play strongly
	Mezzo Staccato (on one note)	Moderately short and detached
	Mezzo Staccato (on more than one note)	Moderately short and detached
	Triplet	3 notes played in the time of 2 notes of equal value
	Repeat	Repeat the music between the dots
	Strong accent (also called 'Marcato')	Play strongly

Grade 3 Theory





There are LOTS more terms to learn for Grade 3 (oh well!). The terms listed below are **in addition** to the terms for Grades 1 and 2.

<i>Agitato</i>	-	with agitation
<i>Attacca</i>	-	go on at once
<i>Animato</i>	-	with animation
<i>Tranquillo</i>	-	calmly
<i>Con anima</i>	-	with feeling
<i>Con brio</i>	-	with spirit
<i>Con grazia</i>	-	with grace
<i>Con forza</i>	-	with force
<i>Dolce</i>	-	soft and sweet, sweetly
<i>Risoluto</i>	-	with resolution
<i>Ben marcato</i>	-	well marked
<i>Una corda (U.C.)</i>	-	(one string) with the soft pedal
<i>Tre corde (T.C.)</i>	-	(3 strings) release the soft pedal
<i>Main droite (M.D)</i>	-	right hand
<i>Main gauche (M.G)</i>	-	left hand
<i>Ad libitum</i>	-	at pleasure, quite freely
<i>Opus (Op.)</i>	-	a work or group of works
<i>Loco</i>	-	at normal pitch (after an <i>8va</i> sign)
<i>Sforzando (sfz or sf)</i>	-	a strong accent
<i>Forte-piano (fp)</i>	-	loud then immediately soft
<i>Calando</i>	-	getting softer and slower
<i>Morendo</i>	-	dying away
<i>Largamente</i>	-	broadly
<i>Larghetto</i>	-	rather broadly
<i>Con moto</i>	-	with movement
<i>Prestissimo</i>	-	extremely fast
<i>8va ('ottava')</i>	-	play one octave higher than written
M.M.	-	Maelzel's metronome (metronome marking)



Grade 3 Theory



Sign	Name of sign	Meaning of Sign
M.M.	Maelzel's Metronome	Metronome marking
M.M.  = 60	Maelzel's Metronome	Set metronome to beat at 60 crotchets per minute
<i>8va</i>	Ottava	Play one octave higher than written
<i>sf</i> or <i>sfz</i>	Sforzando	A strong accent
<i>fp</i>	Forte-piano	Loud then immediately soft
	Duplet	2 notes played in the time of 3 notes of equal value

Grade 4 Theory










There are EVEN MORE terms to learn for Grade 4 (sigh). The terms listed below are **in addition to** the terms for Grades 1, 2 and 3.

<i>Tempo comodo</i>	-	at a comfortable speed
<i>Tempo giusto</i>	-	at a consistent speed
<i>L'istesso tempo</i>	-	at the same speed
<i>Non troppo</i>	-	not too much
<i>Grave</i>	-	slow and solemn
<i>Rubato</i>	-	with some freedom in the time
<i>Stringendo</i>	-	pressing on faster
<i>Perdendosi</i>	-	fading away
<i>Smorzando</i>	-	dying away
<i>Rinforzando (rfz or rf)</i>	-	reinforcing the tone
<i>Pesante</i>	-	heavily
<i>Cantando</i>	-	in a singing style
<i>Tenuto (ten.)</i>	-	held
<i>Piacevole</i>	-	pleasant, agreeable
<i>Portamento</i>	-	a smooth gliding from one note to another (as in singing or string playing)
<i>Dolente</i>	-	sadly, plaintively
<i>Doloroso</i>	-	sadly, plaintively
<i>Sotto voce</i>	-	softly in an undertone
<i>Giocoso</i>	-	gay, merry
<i>Grazioso</i>	-	gracefully
<i>Assai</i>	-	very
<i>Quasi</i>	-	as if, as it were
<i>Scherzando</i>	-	playfully
<i>Subito (sub.)</i>	-	suddenly
<i>Sul ponticello (sul pont.)</i>	-	bow on or near the bridge
<i>Sul tasto</i>	-	bow on or near the finger board
<i>Tremolo</i>	-	bowing very rapidly to produce a shimmering or wavering effect
<i>Pizzicato (pizz.)</i>	-	pluck the string with the finger
<i>Arco</i>	-	with the bow (used after a <i>pizz.</i> sign)

Grade 4 Theory



Sign/Term	Name/Definition
	Upper mordent
	Lower mordent
	Trill
	Acciaccatura
	Appoggiatura
	Turn
	Tenuto: Hold for full value of note
Counterpoint	A compositional technique in which two or more independent melodies are combined
Contrapuntal	The adjective used to describe music which combines two or more independent melodies (counterpoint)
Chromatic (semitone or scale)	1. Two notes a semitone apart with the same letter name; 2. A series of 12 notes moving in semitones.
Diatonic (semitone or scale)	An interval or scale in which each note has a different letter name