

TEST PAPER


THIRD GRADE MUSICIANSHIP

Question 1	KEYS AND SCALES	Total Marks 18	
-------------------	------------------------	-----------------------	--

A. Write these notes with key signatures

8

(i) (ii) (iii) (iv)



C sharp major
dominant

F sharp minor
supertonic

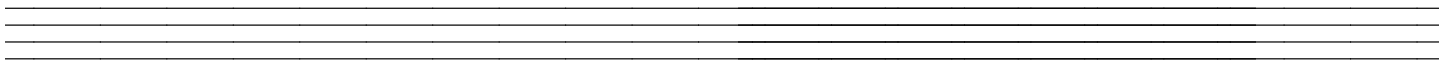
C minor
leading note

B major
submediant

B. Write the scale of F sharp major

5


- use a key signature
- for two octaves going down
- mark the tones
- use semibreves
- complete the scale with a double bar line



C. Write the scale of C sharp minor

5

- for one octave going up
- using crotchets
- use accidentals
- mark the semitones



Question 2

INTERVALS

Total Marks 16

A. Write these intervals above the given tonic notes

6

(i) (ii) (iii)




Minor 6th Perfect 4th Major 3rd

B. Name these intervals by number and quality

6

(i) (ii) (iii)




.....

C. Write the inversions of these intervals and name the inversion

4

(i) (ii)



.....

Question 3


CHORDS AND CADENCES

Total Marks 24

A. Name each of these triads as the tonic (I), subdominant (IV) or dominant (V) of its key. Name the key signature and the position of the triad.

6

(i)

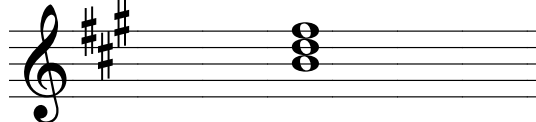


Key

Triad

Position

(ii)


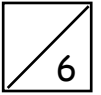


Key


Triad

Position

B. Write these triads with key signatures


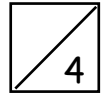


A flat major
subdominant (IV)
first inversion




F sharp minor
dominant (V)
root position

C. Name these cadences and their keys



Key

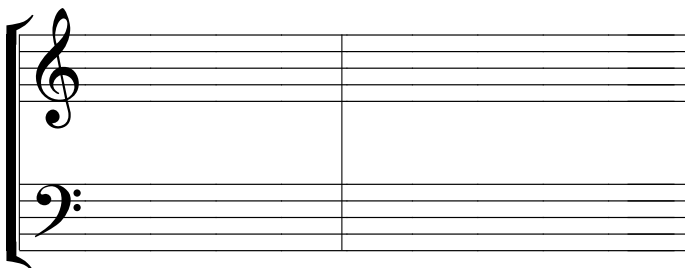
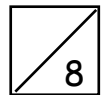
Cadence



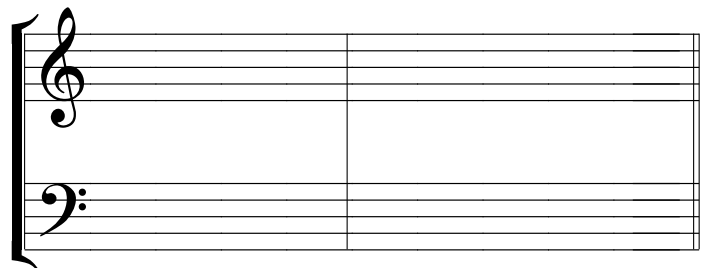
Key

Cadence

D. Write these cadences in four-part vocal style using minims.
Write the key signature.



B minor
Imperfect cadence



E flat major
Perfect cadence

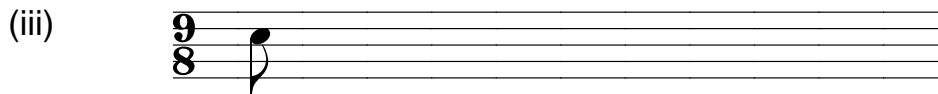


A. Write the correct time signature for these bars

3



B. Complete these bars with a rest or rests

6




C. Add bar lines and a time signature to this four bar melody

4







A. Name the folk song that starts this way

1



B. Write the folk song 'Rocking'. Write the words and mark the phrasing.



6




A. Write a rhythmic pattern to these words. Write the words clearly underneath the notes and hyphenate words of more than one syllable


4

The wind was gone the sound was low
An eerie night it was





C. Study this melody and then answer the following questions:

- (i) Name the form
- (ii) Mark the sections using the letters A,B etc
- (iii) Name the key of the modulation in bars 4 and 5
- (iv) Mark the sequence with square brackets ()
- (v) Explain the speed marking at the beginning
-
- (vi) Add a sign to show that the first 8 beats of the melody should be played an octave higher
- (vii) Add a sign to show the last note should be played with a strong accent